How AI-based Analysis Can Support Your Embryologist in Your IVF Journey with Embryo Selection

LIFE WHISPERER VIABILITY – A CLEARER PICTURE OF YOUR EMBRYO

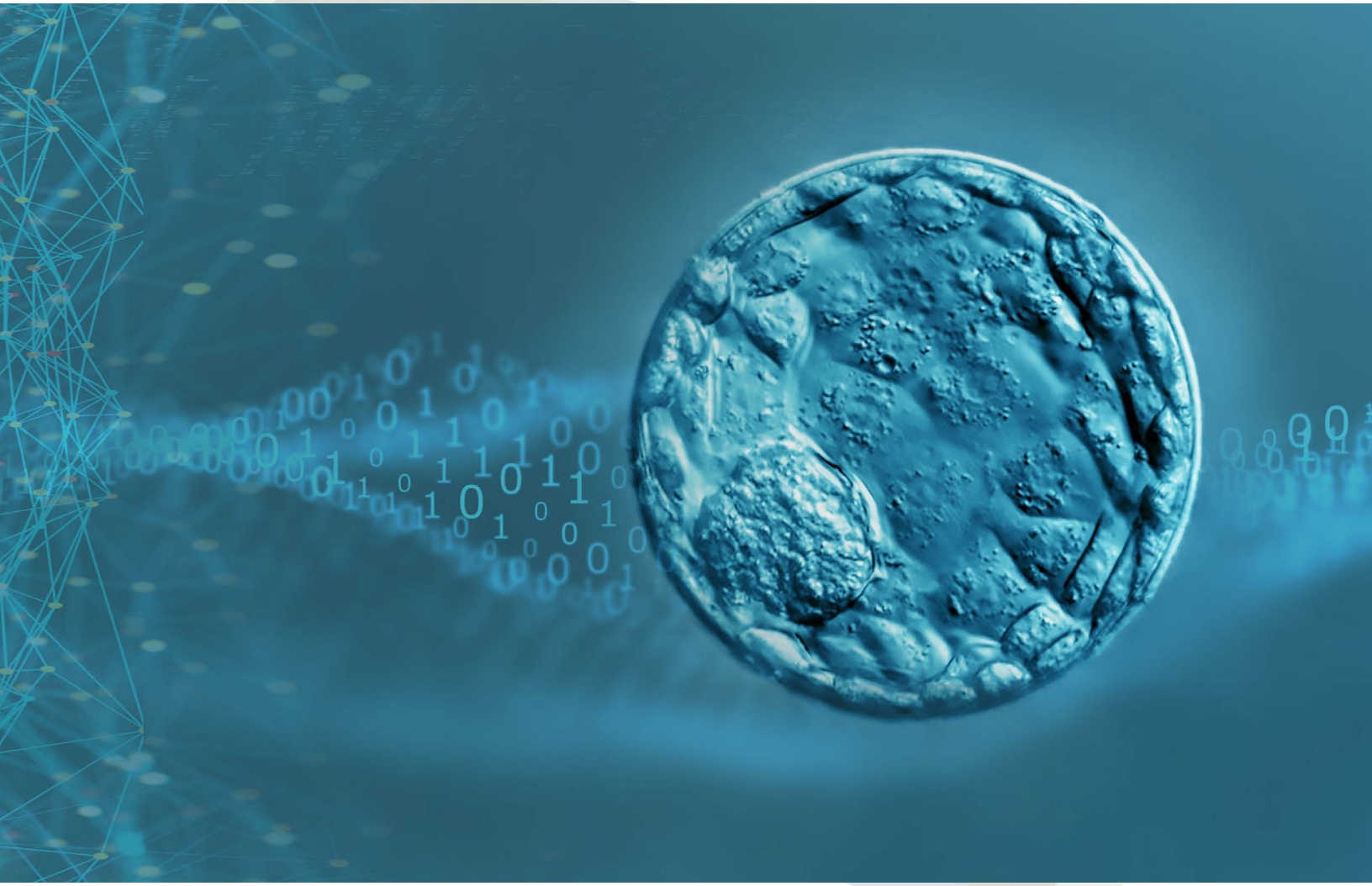

FUJIFILM
Value from Innovation

IrvineScientific

Embryo Selection and Grading

In the final step of the IVF process, an embryo is transferred to the uterus in the hope it implants and results in a successful pregnancy. Multiple eggs are collected, fertilized, and cultured in your IVF laboratory. Embryologists use their knowledge and judgement to select the embryo for transfer that looks the most likely to lead to a pregnancy.

This is traditionally done by examining each embryo under a microscope and grading them based on morphology (how it looks). It's a manual grading process that is subjective and based on the highly-trained embryologist's visual inspection.

Today, there are new computer-based technologies, like Life Whisperer Viability, that provide embryologists enhanced decision support in the grading and selection process. This tool can assist in better selecting viable embryos to transfer. Life Whisperer Viability has been shown to improve selection of viable embryos by up to 25% over traditional grading methods.*

How Life Whisperer Viability Works

Life Whisperer Viability is a non-invasive web application that uses artificial intelligence (AI-based) and image-based analysis to assess the form and visible features of embryos, including those invisible to the human eye.

The AI-based software then provides consistent and objective ranking of the embryos with a confidence score indicating the likelihood of viability. Embryologists can use that confidence score to help guide their selection of embryos that are most likely to be viable to transfer.

The printable report tells you about each of your embryos and is a special keepsake.

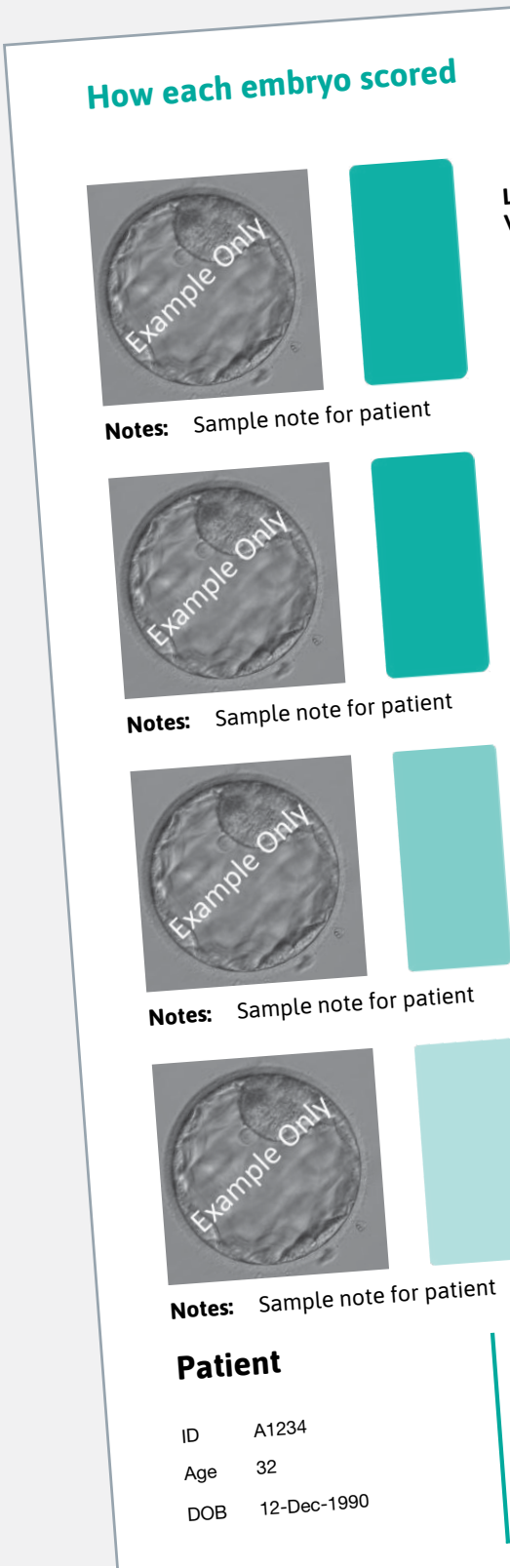

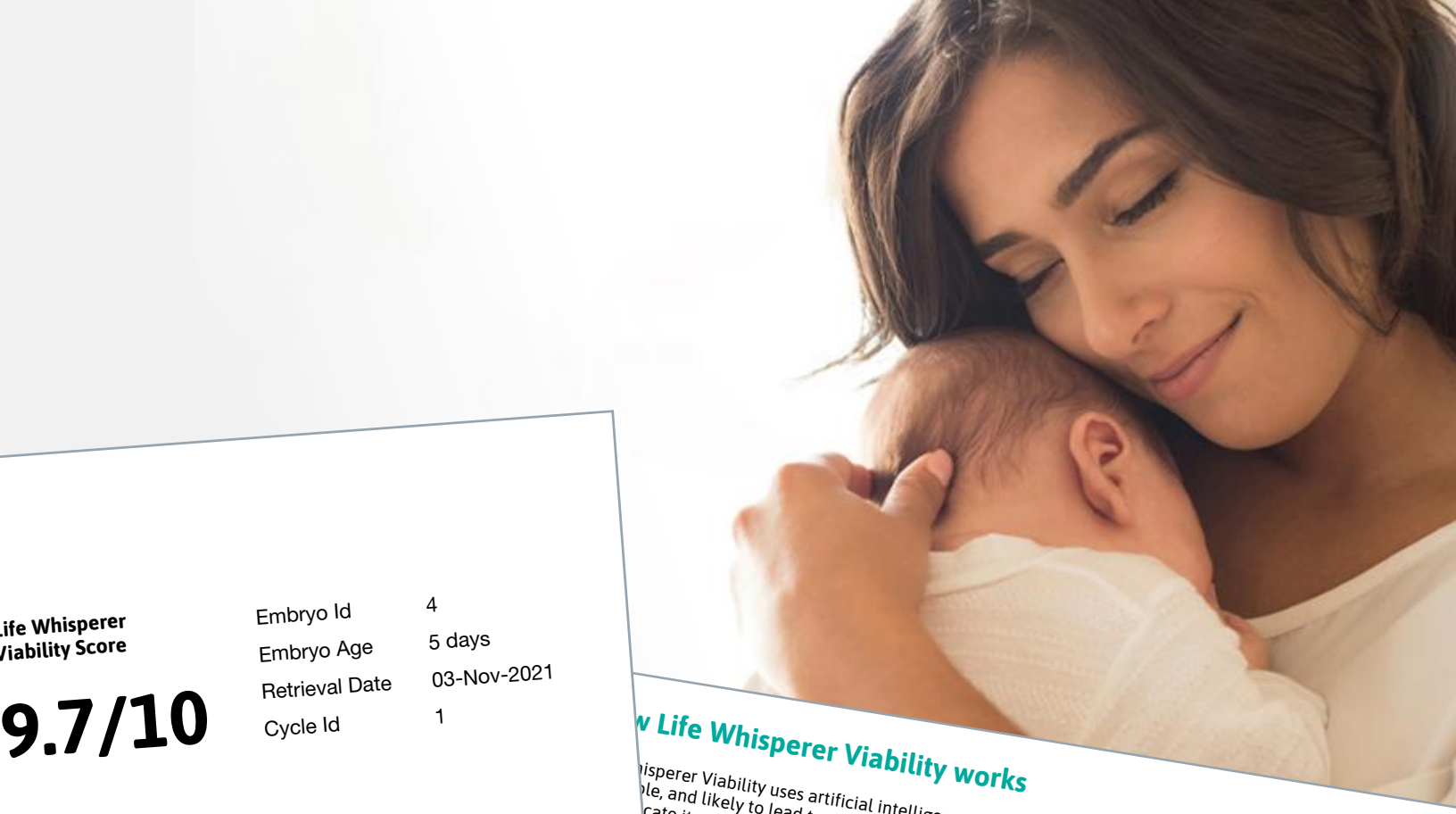

Life Whisperer Viability Score

9.7/10

Embryo Id	4
Embryo Age	5 days
Retrieval Date	03-Nov-2021
Cycle Id	1

Life Whisperer Viability Score

9.2/10

Embryo Id	2
Embryo Age	5 days
Retrieval Date	03-Nov-2021
Cycle Id	1

Life Whisperer Viability Score

8.5/10

Embryo Id	3
Embryo Age	5 days
Retrieval Date	03-Nov-2021
Cycle Id	1

Life Whisperer Viability Score

5.3/10

Embryo Id	1
Embryo Age	5 days
Retrieval Date	03-Nov-2021
Cycle Id	1

Clinic

Name Mrs Smith - Happy IVF

Report

Date	08-Nov-2021
Embryos	4
Page	Page 3 of 5

w Life Whisperer Viability works

isperer Viability uses artificial intelligence-based analysis to identify features in the embryo that indicate
le, and likely to lead to a clinical pregnancy. The AI-based analysis assesses known components of the em
cate its quality, and also, identifies complex patterns which are too difficult for the human eye to see. Wh
, the software gives an overall assessment of the likelihood of clinical pregnancy - this is the viability con

oes your report tell you about your embryo viability status?

r Viability
ability
re from 0

0.0 2.5 7.5 9.0

es how
ased
e
n

Increasing confidence that the embryo will result in clinical pregnancy

Low	Medium	High	Very High
29%	55%	59%	65%
Of embryos resulted in pregnancy	Of embryos resulted in pregnancy	Of embryos resulted in pregnancy	Of embryos resulted in pregnancy

ility evaluation of your embryos

s how many embryos you have in each viability likelihood category.

Low	Medium	High	Very High
1	1	1	

What are the Benefits of Using Life Whisperer Viability?

Life Whisperer Viability works with images so there is no extra handling or manipulation of your embryos. Embryologists simply take a picture on Day 5 while evaluating the embryos under the microscope as part of their usual workflow. The AI-based software's non-invasive, image-based analysis provides extra information to embryologists without requiring additional handling of your embryo.

Life Whisperer Viability was clinically tested in leading fertility clinics where it demonstrated a marked improvement in selecting viable embryos compared to traditional manual assessment alone.**



Embryologists select Day 5 images to analyze.

The images are uploaded to Life Whisperer Viability.

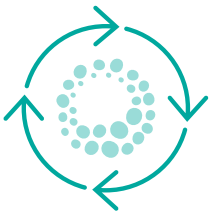

AI-based software analyzes the morphology.

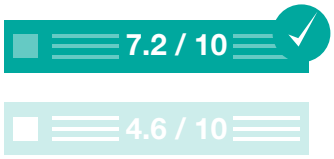

Each embryo analyzed is given a confidence score.

Life Whisperer Viability is a software application for assessment of embryo images, intended to be used for clinical decision support to aid in the selection of embryos during in vitro fertilization (IVF) procedures. Not intended to be used as direct diagnostics. Any treatment decisions should be made in combination with other methods of embryo evaluation, and the user's own expert opinion, according to institutional procedures. Patients have the right to receive information and should discuss Life Whisperer Viability with their Physicians.

References:

*VerMilyea M, Hall JMM, Diakiw SM, et al. Development of an artificial intelligence-based assessment model for prediction of embryo viability using static images captured by optical light microscopy during IVF. Hum Reprod. 2020;35(4):770-784.

**Diakiw SM, Hall JMM, VerMilyea M, et al. An artificial intelligence model correlated with morphological and genetic features of blastocyst quality improves ranking of viable embryos", Reproductive BioMedicine Online (RBMO), 2022 Aug 3:S1472-6483(22)00523-5. Online ahead of print.

With Life Whisperer Viability, embryologists can better select viable embryos with more confidence using objective analysis. Ask your doctor if Life Whisperer Viability is right for your IVF journey.

www.irvinesci.com

FUJIFILM
Value from Innovation

IrvineScientific

Available from FUJIFILM Irvine Scientific, sole worldwide distributor, in select regions of Europe and Asia Pacific. Life Whisperer Viability is not authorized for sale in the US. This medical device is a regulated healthcare product that bears the CE marking. Medical device Class I, based on European Regulations.

FUJIFILM Irvine Scientific and its logo are registered trademarks of FUJIFILM Irvine Scientific, Inc. in various jurisdictions. All other trademarks are the property of their respective owners.

©2023 FUJIFILM Irvine Scientific P/N 014539 Rev.01

FUJIFILM Irvine Scientific – Corporate
1830 E Warner Avenue, Santa Ana, CA 92705 USA
Phone: 1 (949) 261-7800
Toll Free: 1 (800) 437-5706
Fax: 1 (949) 261-6522
Support: fisitmrequest@fujifilm.com